

FINANCES: What resources were available to support the national program in the past six years? And what resources are available in the coming three years?

OUTCOME & COVERAGE: How many people received the treatment and prevention services that they need?

IMPACT: What is the trend among people who continue to fall ill or die? How many new infections and deaths are prevented?

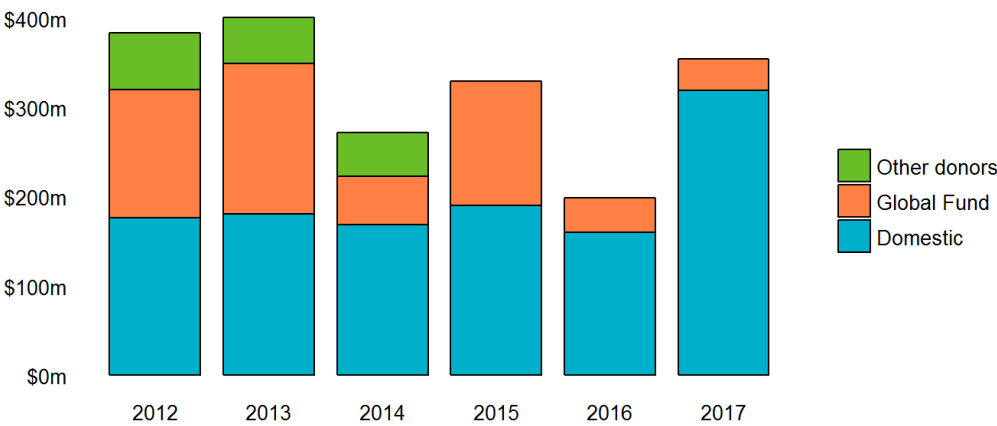
Global Fund and other investments

Global Fund investments:
2014-2016 Allocation period
 HIV/AIDS disbursements: **\$268.3m**

2017-2019 Allocation period
 HIV/AIDS disbursements: **\$913k**
 TB/HIV disbursements: **\$757k**

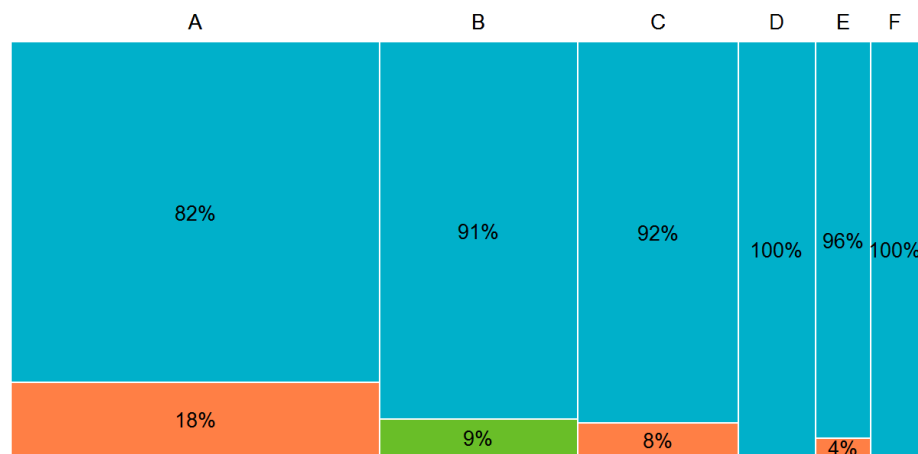
In 2015-2017, **45%** of NSP need was funded.

HIV financing¹



Overview of Financing Available per CCM Funding Request (2018-2020)²

Total amount in budget: **\$1.46b**

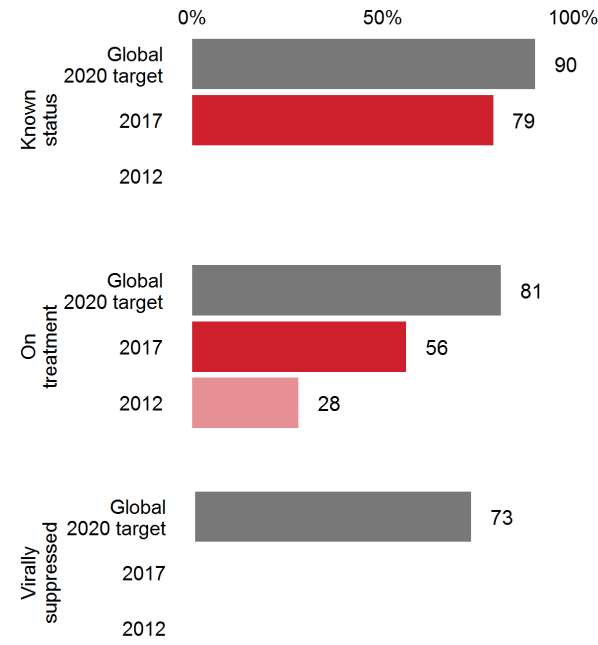


Label	Program Area	Total budget
A	Treatment, Care and Support	\$555m
B	Targetted Intervention	\$298m
C	HIV Testing including PMTCT	\$242m
D	Blood Transfusion Services	\$116m
E	RSSH: Institutional strengthening	\$83m
F	Information Education and Communication	\$74m
Not in graph	RSSH: Monitoring Evaluation, Surveillance	\$31m
Not in graph	STI	\$20m

HIV prevention and treatment

HIV testing and treatment cascade

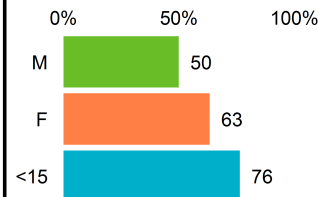
% of people living with HIV who:



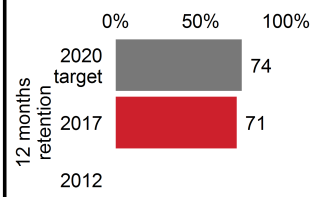
People on ART (2017)

1.2m

ART coverage

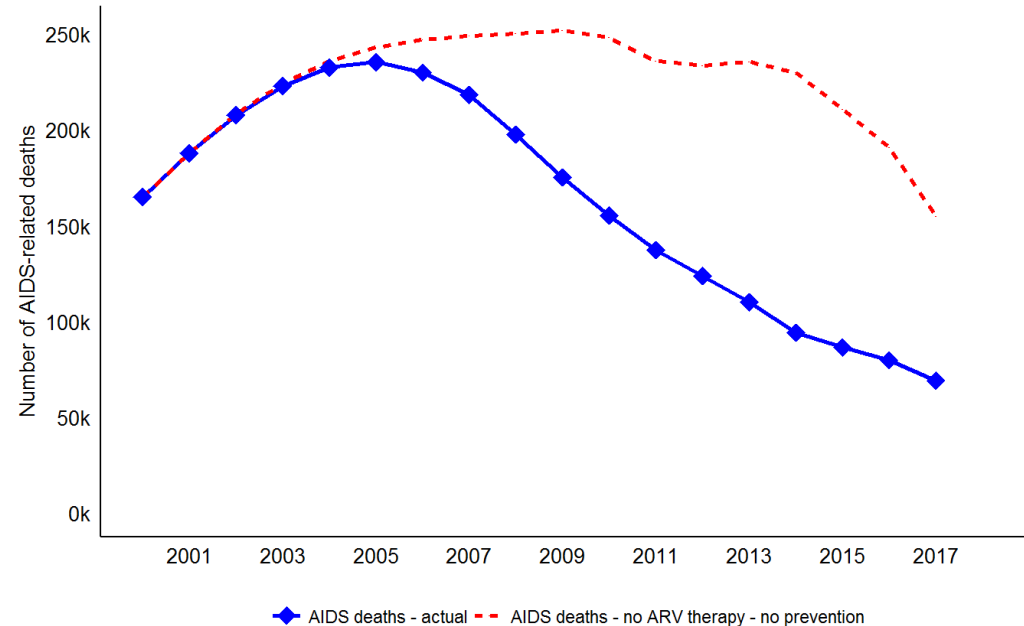


ART retention



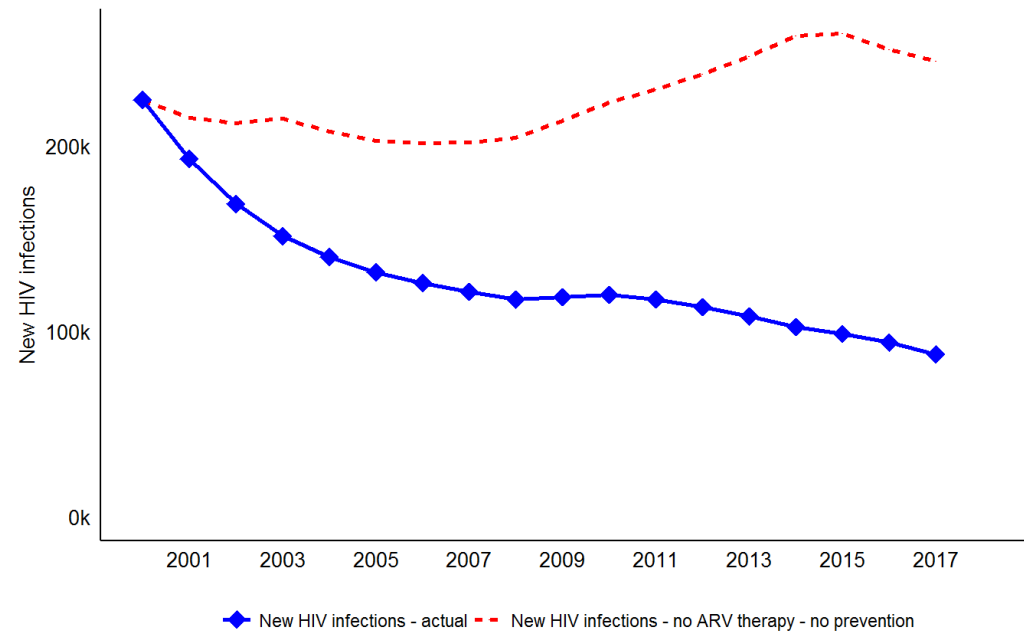
AIDS deaths

Change in AIDS deaths:
36% reduction from 2012-2017
52% reduction from 2000-2017

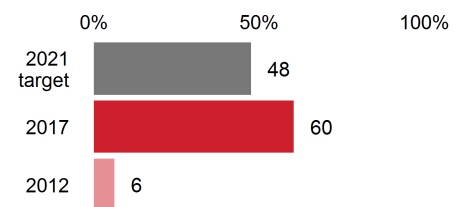


New HIV infections

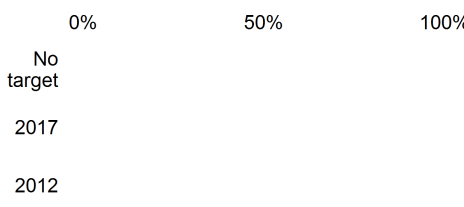
Change in new HIV infections:
17% reduction from 2012-2017
58% reduction from 2000-2017



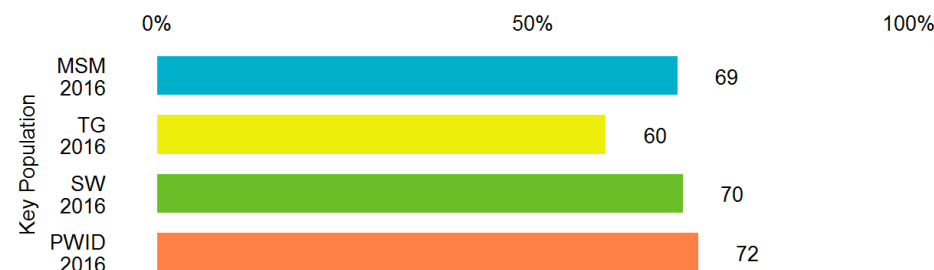
PMTCT coverage



VMC coverage



Knowledge of HIV status among key populations



Notes
 Detailed notes are available on the separate Explanatory Notes page.

¹Domestic – National Health Accounts, funding request submitted to the Global Fund; External – country reported, OECD DAC CRS
²Detailed financial gap analysis reported by country based on NSP categories (Domestic contributions represent central government commitments); Global Fund investments cover the period of 2018-2021