

**FINANCES:** What resources were available to support the national program in the past six years? And what resources are available in the coming three years?

**OUTCOME:** How many people received the treatment and prevention services that they need?

**IMPACT:** What is the trend among people who continue to fall ill or die? How many new cases and deaths are prevented?

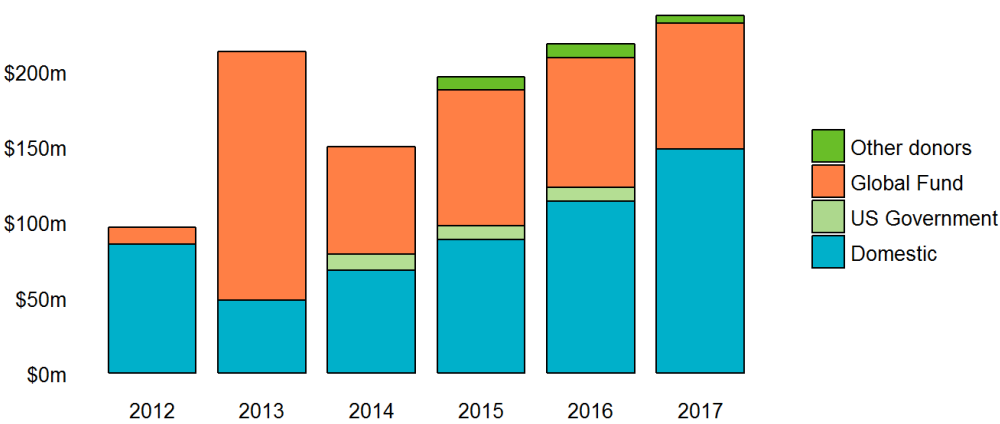
Global Fund and other investments

**Global Fund investments:**  
**2014-2016 Allocation period**  
 Tuberculosis disbursements: **\$330.4m**

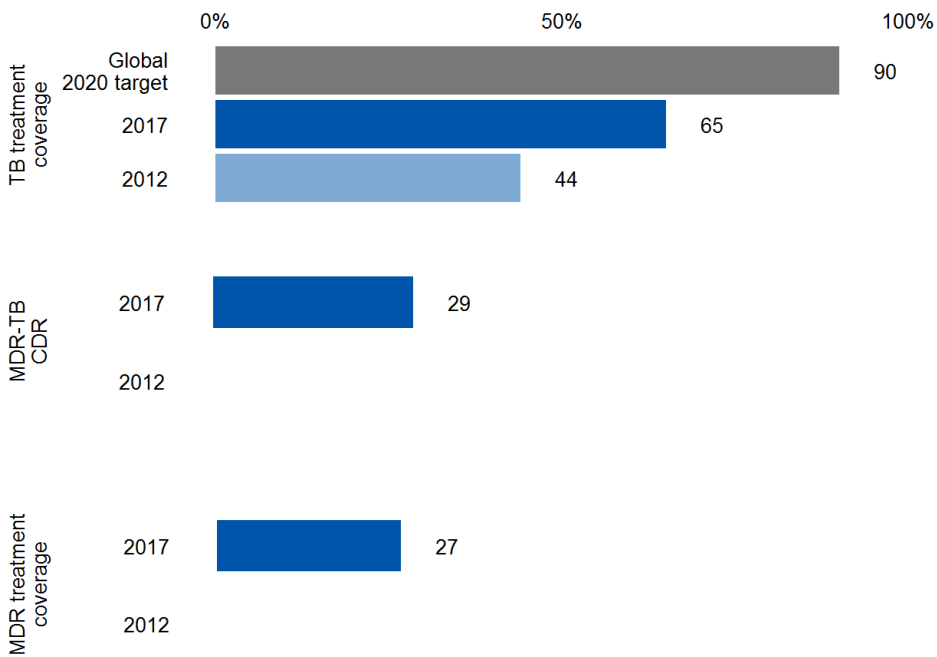
**2017-2019 Allocation period**  
 Tuberculosis disbursements: **\$2.4m**  
 TB/HIV disbursements: **\$757k**

In 2015-2017, **52%** of NSP need was funded.

TB financing<sup>1</sup>

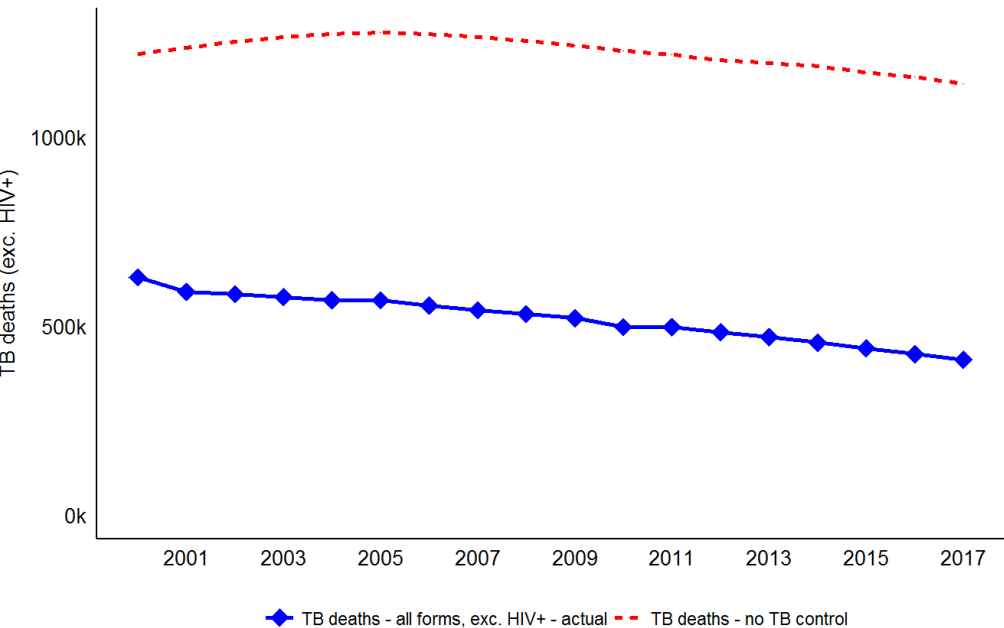


TB case finding



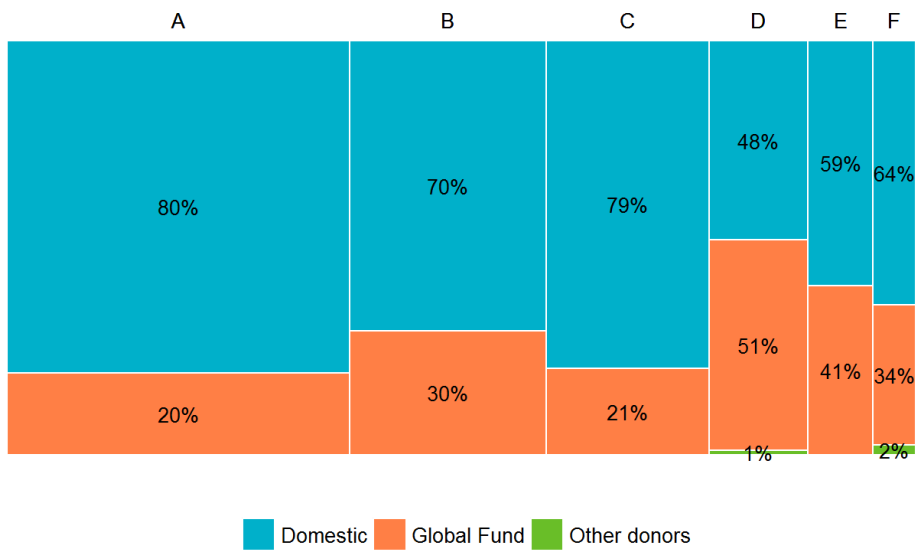
TB deaths (exc. HIV+)

**Change in TB deaths (exc. HIV+):**  
**12%** reduction from 2012-2017  
**32%** reduction from 2000-2017



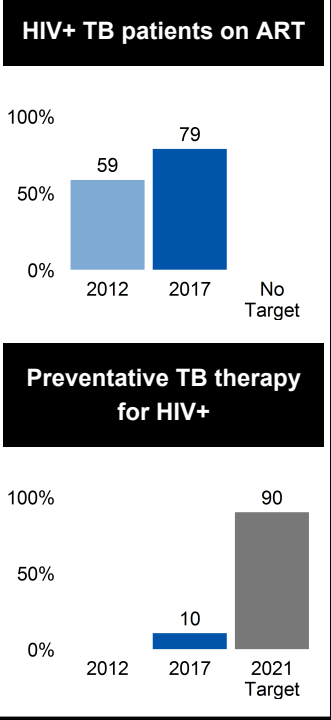
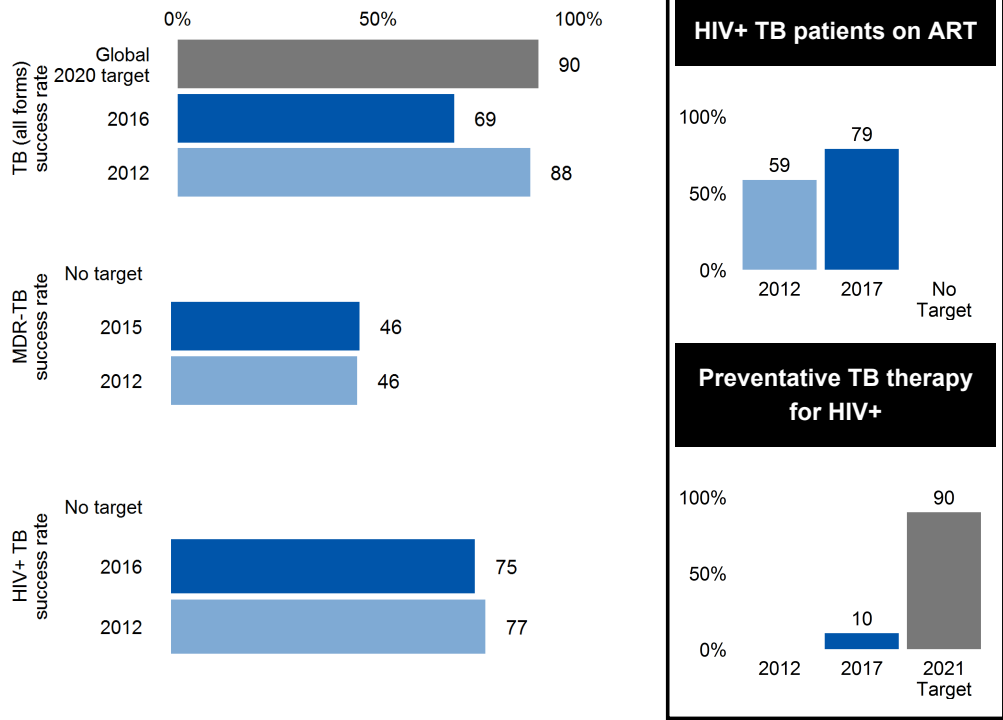
Overview of Financing Available per CCM Funding Request (2018-2020)<sup>2</sup>

Total amount in budget: **\$1.03b**



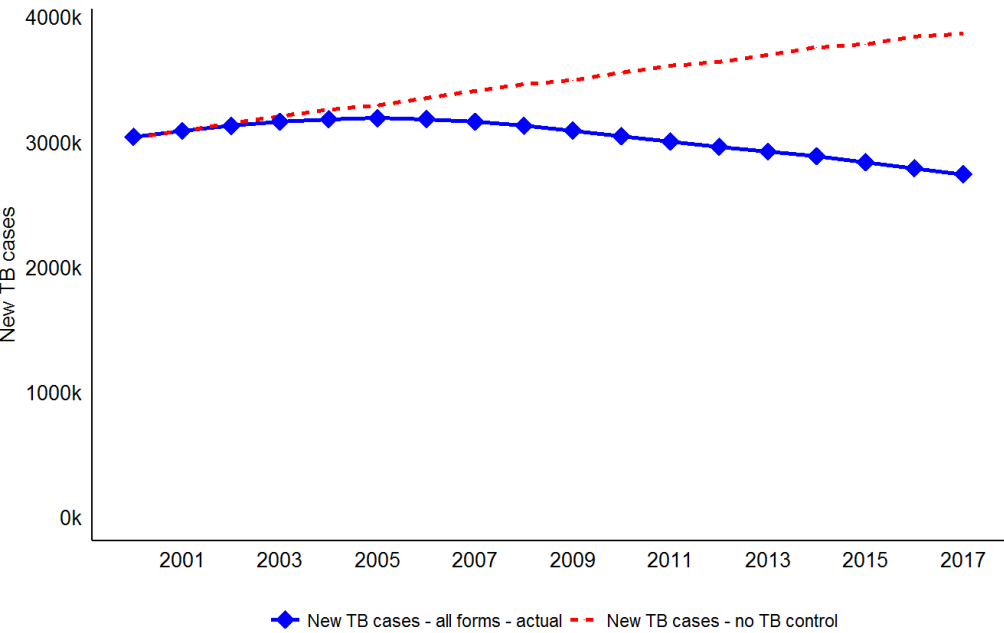
Label	Program Area	Total budget
A	Drugs	\$387m
B	Diagnostics & equipment	\$222m
C	Human resources	\$184m
D	Other	\$112m
E	Patient social & nutritional support	\$74m
F	PPM	\$48m

TB treatment outcomes



New TB cases (all forms)

**Change in TB cases:**  
**6%** reduction from 2012-2017  
**8%** reduction from 2000-2017



<sup>1</sup>Domestic – National Health Accounts, funding request submitted to the Global Fund; External – country reported, OECD DAC CRS  
<sup>2</sup>Detailed financial gap analysis reported by country based on NSP categories (Domestic contributions represent central government commitments); Global Fund investments cover the period of 2018-2021; cross-cutting RSSH investments embedded across modules

**Notes**  
 Detailed notes are available on the separate Explanatory Notes page.